




SUMMER PACKET

Getting Ready for 1st Grade


By Michelle Vasilescu





SUMMER PACKET

This Packet Belongs
To:



©Mrs V's Chickadees

**Getting Ready for
1st Grade!**

Dear Families,

Did you know that studies have shown that children lose one to two months of math and reading skills over the summer!

Don't stress! There are ways to prevent this. By continuing to practice and review skills, students will maintain their level of academics and even continue to grow!

Please use this packet over the summer as a way to ensure continued success and growth. In addition, make sure your child is reading on a daily basis, even if it is only for ten minutes a day. Have a wonderful summer!



Sincerely,

Writing

Trace each letter.

Rewrite the
letters on the lines.



week 1

A B C D E F G

H I J K L M N

O P Q R S T U

V W X Y Z

Phonics



Week 1

F as in




blue

B as in






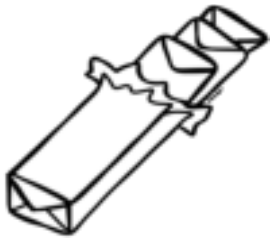


orange



Reading

Look at the picture
and circle the word.

Week 1

	Jam Jan Job
	San Sin Six
	Can Cob Car
	Gob Gum Gun
	Lin Mid Lid
	Ton Tin Tub

Math



Week 1

7	Paste Here
---	------------

5	Paste Here
---	------------

2	Paste Here
---	------------

6	Paste Here
---	------------

1	Paste Here
---	------------

3	Paste Here
---	------------

8	Paste Here
---	------------



6
3
7
8
9
4
2

Cut and paste the number that comes next.

Writing

Trace each letter.
Rewrite the
letters on the lines.




a b c d e f g

h i j k l m n

o p q r s t u

v w x y z










Phonics



Week 2

Clap out the syllables.

Color the correct answer.

		
1 2 3	1 2 3	1 2 3
		
1 2 3	1 2 3	1 2 3
		
1 2 3	1 2 3	1 2 3

Reading

Unscramble the sentence.

Week 2



Paste Here	Paste Here	Paste Here	Paste Here
------------	------------	------------	------------

Write the sentence



Draw a picture to match the sentence



sun

yellow.

is

The



Math



Week 2

Count the sides.

Color in the correct answer.



1

3

4

0

6

4

0

3

4



2

3

5

0

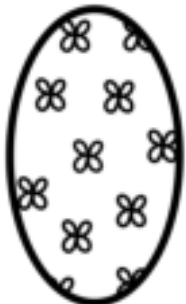
5

4

0

3

4



1

0

4

1

3

4

3

5

6

Writing

Use each sight word in a sentence.

Week 3










Phonics

Sort the vowels and consonants.

Week 3




consonants

Paste Here

Paste Here

Paste Here



vowels

Paste Here

Paste Here

Paste Here

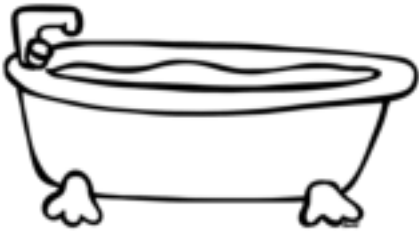


A	C	I	P
W	O	B	E

Reading

Build each word using the letters below.

Week 3



© Mrs V's Chickadees 2016

t

o

g

l

m

u

d

b

u

Math

Solve the word problems
below.

Week 3



Shawn was playing in the ocean. He jumped over 3 waves. Then he jumped over 2 more waves. How many waves did Shawn jump over in all?

Draw it

Solve it



Julissa was at the beach collecting sea shells. She found 4 white sea shells and 6 tan sea shells. How many shells did Julissa find in all?

Draw it

Solve it

Writing

Week 4

Imagine you are at the beach for an entire day. You have a sand pail and shovel. What would you do?



Handwriting practice lines consisting of solid top and bottom lines with a dashed midline. There are ten sets of these lines provided for writing.

Phonics

Sort the pictures into the correct column.

Week 4

Rhymes with WIN

Rhymes with FOG




Reading

Look at the picture and
circle the word.

Week 4



Red Bed Rat



Pet Pad Sam



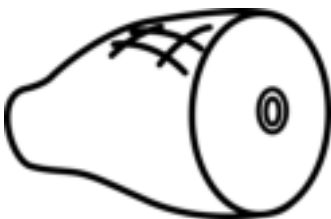
Men Ham Hen



Sob Cab Can



Net Not Mat



Ham Tin Hot

Math

Solve the addition problems.

Week 4

$5+3=$

$3+1=$

$9+1=$

$6+2=$

$10+0=$

$9+0=$

$1+1=$

$3+7=$

$2+2=$

$4+4=$

$5+2=$

$7+1=$

$7+2=$

$5+4=$

$6+2=$

$1+7=$

$2+3=$

$3+3=$

$6+2=$

$6+1=$

$1+3=$

$5+0=$

$1+9=$

$0+0=$

Writing

Week 5

Imagine you got to travel the bottom of the ocean in a submarine. What would your day be like?



Handwriting practice lines consisting of solid top and bottom lines with a dashed midline, repeated down the page.

Phonics

Color in the box with
the
correct blend.

Week 5



sn

fr

pl

sn

fr

sl

pl

bl

dr



tr

fr

cl

tr


fr

cl

sn

bl

sw



cl

bl

pl

st

sw

fr

dr

fr

cr

Reading

Change the first letter.

Write the new word.

Week 5



bag





man





fed





sat





men



Math

Solve the subtraction problems.

Week 5

$6-0=$

$3-1=$

$9-3=$

$6-2=$

$10-1=$

$9-0=$

$1-1=$

$7-1=$

$8-2=$

$6-4=$

$5-5=$

$9-3=$

$7-2=$

$5-4=$

$6-3=$

$10-7=$

$5-3=$

$3-3=$

$3-2=$

$6-1=$

$2-2=$

$5-2=$


$10-9=$

$5-0=$

Writing

Week 6

What are some of your reading goals for the rest of the summer?



A series of horizontal lines for writing, consisting of solid top and bottom lines with a dashed midline, repeated multiple times down the page.



Phonics

Color by the code

1 syllable=blue

2 syllables=yellow

Week 6



Reading

Draw a line to match the word to the correct picture.

Week 6

bib



hut



sob



wet



Math

Fill in the missing numbers.


Week 6

1				5					10
							18		
									30
				35					
41									
		53							
									70
			74						
						87			
								99	

Writing

Week 7

What are some of your goals for first grade?



Handwriting practice lines consisting of solid top and bottom lines with a dashed midline, repeated down the page.

Phonics



Week 7

Read the word

rope

Illustrate



Use the word in a sentence

Three sets of handwriting lines, each consisting of a solid top line, a dashed middle line, and a solid bottom line, for practicing writing sentences using the word 'rope'.

Read the word

bike

Illustrate



Use the word in a sentence

Three sets of handwriting lines, each consisting of a solid top line, a dashed middle line, and a solid bottom line, for practicing writing sentences using the word 'bike'.

Reading

Week 7

Read and circle the 2 errors

the pool iz cold.


Rewrite the sentence correctly

Illustrate

Writing

Week 8

How do you feel about going back to school?
What are you excited about? What are you
worried about?




Handwriting practice lines consisting of solid top and bottom lines with a dashed midline, repeated down the page.

Phonics

Read the word family.
Circle all of the words
that belong
to that word family.


Week 8



fan

cap


tan



pan

pit


sit



cup

top

lip



jam

jet

net

Reading



Week 8

Read each sentence. Cut and paste the correct picture to match the sentence.

1. The cat is fat.

1

Paste Here

2. My dog is at the vet.

2

Paste Here

3. The dog is on the mat.

3

Paste Here

4. It is a tan van.

4

Paste Here



Math

Skip count by 5's.
Cut and paste the numbers.



5	10			25
30		40		
	60		70	
80	85			100

50	20	55	95	35
45	15	75	65	90

I have included first grade sight word lists for the students to practice over the summer. There is a sheet for Fry's sight words and a sheet for Dolch sight words. Send home the sheet that correlates with your district.

Here is the List of first grade sight words!



Check the "Mastered" box for each word your child knows. Then make flash cards for the words they got wrong. Keep practicing until they know all of their sight words!

Mastered		Mastered		Mastered	
	Over		New		Sound
	Take		Only		Little
	Work		Know		Place
	Years		Live		Me
	Back		Give		Most
	Very		After		Thing
	Our		Just		Name
	Good		Sentence		Man
	Think		Say		Great
	Where		Help		Through
	Much		Before		Line
	Right		Too		Means
	Old		Any		Same
	Tell		Boy		Following
	Came		Want		Show
	Also		Around		Farm

Mastered		Mastered		Mastered	
	Three		Small		Set
	Put		End		Does
	Another		Well		Large
	Must		Big		Even
	Such		Because		Turn
	Here		Why		Asked
	Went		Men		Read
	Need		Land		Different
	Home		Us		Move
	Try		Kind		Hand
	Picture		Again		Change
	Off		Play		Spell
	Air		Away		Animals
	House		Point		Page
	Letters		Mother		Answer
	Found		Study		Still
	Learn		Should		America
	World				

Here is the list of first grade sight words!

Check the "Mastered" box for each word your child knows. Then make flash cards for the words they got wrong. Keep practicing until they know all of their sight words!



Mastered		Mastered		Mastered	
	After		Again		An
	Any		Ask		As
	By		Could		Every
	Fly		From		Give
	Going		Had		Has
	Her		Him		His
	How		Just		Know
	Let		Live		May
	Of		Old		Once
	Open		Over		Put
	Round		Some		Stop
	Take		Thank		Them
	Then		Think		Walk
	Were		When		

Summer Reading Log

Keep track of all the books you read this summer. As you finish a book, write the title on the line.

Summer Reading Goal:

_____ books!

Number	Title of Book

Number	Title of Book

Number	Title of Book

Michelle Vasilescu ~ Mrs V's Chickadees

Thank you so much for downloading my product. I hope you find this resource useful.

Terms of Use

- Every part of this product is copyrighted.
- You can not post this document online or share any part of it. It is meant for your use in your classroom only.
- Feel free to blog or post on social media about the use of this product, but crediting back to my store is required. Please use a link when possible.

You can direct others who would like to use this product to my site to purchase and download it for themselves (or purchase an additional license for ½ off). You can not share this product with others (your entire team, school district or public) without purchasing an additional license or directing them to my site to purchase for themselves.

This product is available only through Teachers Pay Teachers. It is not legally available through any other website. If you come across this product somewhere else, please email me at hello@mrsvschiokadees.com. The first person to notify me will receive a free product of their choice from my store!

Thank You

to the talented artists whose work made this project come to life!



How to get TPT credit to use on future purchases:

Please go to your **My Purchases** page (you may need to login). Beside each purchase you'll see a **Provide Feedback** button. Simply click it and you will be taken to a page where you can give a quick rating and leave a short comment for the product. Each time you give feedback, TPT gives you feedback credits that you use to lower the cost of your future purchases. I value your feedback greatly as it helps me determine

which products are most valuable for your classroom so I can create more for you. ☺

Let's Stay Connected!

