





SUMMER PACKET

**Getting
Ready
for 2nd
Grade**


By Michelle Vasilescu





SUMMER PACKET

This Packet Belongs
To:



©Mrs V's Chickadees

**Getting Ready for
2nd Grade!**

Dear Families,

Did you know that studies have shown that children lose one to two months of math and reading skills over the summer!

Don't stress! There are ways to prevent this. By continuing to practice and review skills, students will maintain their level of academics and even continue to grow!

Please use this packet over the summer as a way to ensure continued success and growth. In addition, make sure your child is reading on a daily basis, even if it is only for ten minutes a day. Have a wonderful summer!



Sincerely,

Writing

Week 1

Imagine you are at the beach for an entire day. You have a sand pail and shovel. What would you do?



Handwriting practice lines consisting of solid top and bottom lines with a dashed midline, repeated down the page.

Phonics

Color by the code

Week 1

Sh as in





blue

Ch as in



orange



Reading

Week 1

As the weather got warmer, London decided he wanted to plant a garden. He went to the store with his mom and bought seeds, soil, and a watering can. He found the perfect spot in his backyard. There was enough room to grow his flowers and the sun was shining bright. He got right to work. He put down his soil and dug holes for the seeds. He patted the seeds into the ground and covered the holes back up. Finally, he watered them. Before London knew it, he had a beautiful garden of his own!

© Mrs V's Chickadees 2016

Answer in complete sentences

1. What is the main idea of this passage?

2. What are some things London needs to plant his garden?

© Mrs V's Chickadees 2016

Math

Week 1



| | |
|----|------------|
| 57 | Paste Here |
|----|------------|

| | |
|----|------------|
| 25 | Paste Here |
|----|------------|

| | |
|----|------------|
| 80 | Paste Here |
|----|------------|

| | |
|----|------------|
| 76 | Paste Here |
|----|------------|

| | |
|----|------------|
| 91 | Paste Here |
|----|------------|

| | |
|----|------------|
| 35 | Paste Here |
|----|------------|

| | |
|----|------------|
| 68 | Paste Here |
|----|------------|

| |
|----|
| 81 |
| 69 |
| 78 |
| 58 |
| 92 |
| 36 |
| 26 |

Directions: Glue the number that comes next.



Writing

Week 2

Think about first grade. What was your favorite first grade classroom memory? Why?



Handwriting practice lines consisting of solid top and bottom lines with a dashed midline, repeated down the page.

Phonics

Read the CVCE words.

Label the pictures.

Week 2

cane

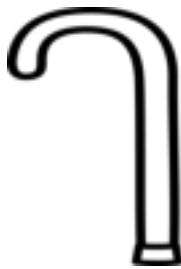

cone

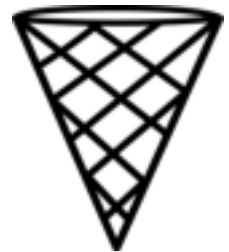
bite

home

dice

cape





Reading

Week 2

Beaches are places that are along the ocean. The ocean is a body of water. It is salt water, which is different from lakes or ponds. The ocean is blue and has waves. The beach is made up of sand or small rocks. People like to bring towels or chairs to sit on the sand. Most people only go to the beach when the weather is warm. They wear bathing suits so that they can go swimming. If you swim in the ocean you may see some different animals. Some animals that live in the ocean are fish, dolphins and whales. You will also find seashells and seaweed in the ocean. Have you ever gone to the beach?

Answer in complete sentences

1. Is this passage fiction or non-fiction? How can you tell?

2. What are some things you can do at the beach?

Math

Label the shapes

Week 2

rhombus

trapezoid

rectangle

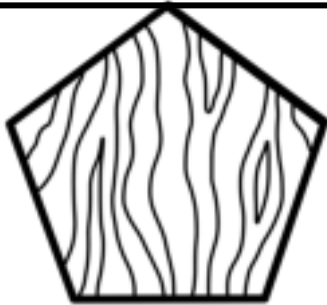
oval

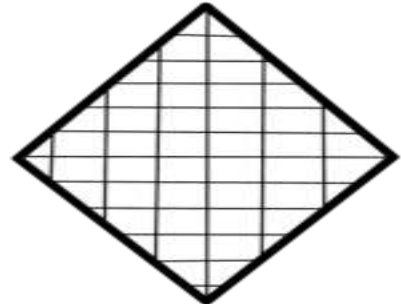
pentagon

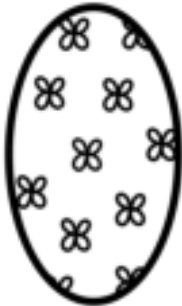
hexagon

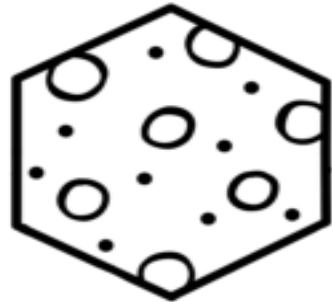












Writing

Use each adjective in a sentence.

Week 3



juicy



bright




sharp



Phonics

Sort the nouns and verbs

Week 3




NOUNS

Paste Here

Paste Here

Paste Here



verbs

Paste Here

Paste Here

Paste Here



| | | | |
|-------|---------|---------|--------|
| car | jumping | shout | park |
| laugh | flower | running | pencil |

Reading

Week 3

Every summer, Miley and her family pack up the car and head to their favorite water park. The water park is called Splish Splash and it has a ton of water slides and fun rides. Miley loves the water slides where you get to sit in a tube. She likes the tubes that hold two people so she can ride with her sister. The water is always cold but Miley doesn't mind. Miley's sister prefers the rides where the slides shoot you into the deep water. Miley doesn't like those rides because she can't swim that good yet. Maybe next summer Miley will be ready for the deep end!

Answer in complete sentences

1. What season is it in this passage? How do you know?

2. Why is Miley afraid of some of the slides?

Math

Read each word problem.
Draw a picture and solve.

Week 3



Shawn was playing in the ocean. He saw a school of 15 fish. They noticed Shawn, and 7 fish swam away. How many fish were left?

Draw it

Solve it



Julissa was at the beach collecting sea shells. She found 4 white shells, 7 tan shells, and 8 grey shells. How many shells did Julissa find in all?

Draw it

Solve it

Writing

week 4

If you could be any ocean animal, what would you be? What would you do all day? Why did you choose this animal?



Handwriting practice lines consisting of solid top and bottom lines with a dashed midline, repeated down the page.


Phonics

Sort the pictures into the correct column

Week 4

SHORT vowel sound

LONG vowel sound




Reading

Week 4

Think of all of the books you read in first grade.

Who was your favorite character?

Draw a picture of the character



Create a list of character traits to describe them

1. _____

2. _____

3. _____

4. _____

5. _____

6. _____

7. _____

Why did you choose this character?

Math

Circle the problems that are true.

Cross out the problems that are false.

Week 4

$5+3=8$

$3+1=5$

$9+3=12$

$6+2=8$

$10+1=13$

$9+0=9$

$1+1=2$

$3+7=9$

$8+2=11$

$6+4=10$

$5+5=10$

$7+3=5$

$7+2=5$

$5+4=9$

$6+3=4$

$1+7=8$

$5+3=6$

$3+3=6$

$3+2=4$

$6+1=7$

$2+2=4$

$5+2=6$

$1+9=10$

$0+0=0$

Writing

Week 5

Imagine you got to travel to the bottom of the ocean in a submarine. What would your day be like?



Handwriting practice lines consisting of solid top and bottom lines with a dashed midline, repeated ten times.

Phonics

Circle the correct verb
tense

Week 5

1. Jayden was _____ tag with his friends outside.

play

playing

played

2. Isayah _____ to the finish line.

run

running

ran

3. Malik is _____ a really great book.

read

reading

readed

4. "Make sure you _____ to your teacher about your homework."

talk

talking

talked

5. Vanessa _____ a good movie with her sister last night.

watch

watching

watched

6. Dylan _____ to the milk bottle.

crawl

crawling

crawled

Reading

Read the sentence. Circle the errors. Rewrite the sentence correctly.

Week 5



1. my Nameis Rob.

Handwriting practice lines for the first sentence, consisting of a solid top line, a dashed middle line, and a solid bottom line.

2. Iam six years oLd?

Handwriting practice lines for the second sentence, consisting of a solid top line, a dashed middle line, and a solid bottom line.

3. i Like greenapples tHe best.

Handwriting practice lines for the third sentence, consisting of a solid top line, a dashed middle line, and a solid bottom line.



Math

Find the missing number to make the equation true

Week 5



$6 - \underline{\quad} = 6$

$3 - \underline{\quad} = 2$

$9 - \underline{\quad} = 6$

$10 - \underline{\quad} = 9$

$9 - \underline{\quad} = 4$

$1 - \underline{\quad} = 0$

$8 - \underline{\quad} = 6$

$6 - \underline{\quad} = 2$

$5 - \underline{\quad} = 0$

$7 - \underline{\quad} = 5$

$5 - \underline{\quad} = 3$

$6 - \underline{\quad} = 3$

$5 - \underline{\quad} = 2$

$3 - \underline{\quad} = 2$

$3 - \underline{\quad} = 1$

$2 - \underline{\quad} = 1$

$8 - \underline{\quad} = 3$

$10 - \underline{\quad} = 7$

Writing

Week 6

What are some of your reading goals for the rest of the summer?



Handwriting practice lines consisting of solid top and bottom lines with a dashed midline, repeated down the page.

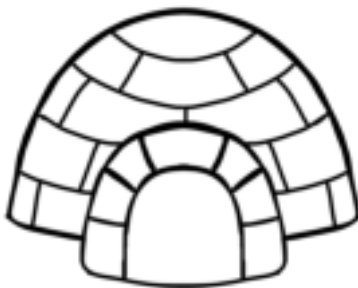

Phonics

Color by the code:

1 syllable=blue

2 syllables=yellow

Week 6



Reading

Week 6

Thomas loved rainy days. He had an awesome pair of orange rain boots that his mom let him wear to school. They even matched his orange umbrella! On his way to school, Thomas would hold his umbrella way over his head. He would pretend it was the propeller of a helicopter. Spinning the umbrella, Thomas would run down the block as fast as he could. He didn't care if he splashed in a puddle, his rain boots would keep his feet nice and dry.

Answer in complete sentences

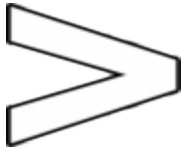
1. Why does Thomas love rainy days?

2. What does Thomas do with his umbrella?

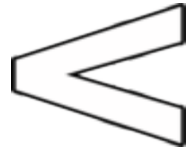
Math

Write the correct symbol
in each circle

Week 6



Greater Than



Less Than

$47 \bigcirc 68$

$31 \bigcirc 29$

$13 \bigcirc 81$

$55 \bigcirc 44$

$71 \bigcirc 92$

$17 \bigcirc 21$

$68 \bigcirc 40$

$33 \bigcirc 31$

$73 \bigcirc 94$

$36 \bigcirc 61$

$89 \bigcirc 79$

$98 \bigcirc 99$

Writing

Week 7

What are some of your goals for second grade?



Handwriting practice lines consisting of solid top and bottom lines with a dashed midline, repeated down the page.

Phonics

Read the bold word.
Circle the plural version of
the word.



| | | | |
|--------------|--------|---------|-------|
| dog | dogs | doges | dos |
| touch | touchs | touches | toucs |
| foot | foots | footes | feet |
| mouse | mouses | mousees | mice |
| wish | wishs | wishes | wash |
| book | books | bookes | baKe |



Reading

Fill in the blank with any adjective that would make the sentence complete

Week 7

1. Nico was outside playing with his new _____ skateboard.

2. Nevaeh sat on the park bench while she ate her _____ ice cream cone!

3. The weather is so _____ today.

4. Savannah saw a _____ butterfly flying in her backyard.

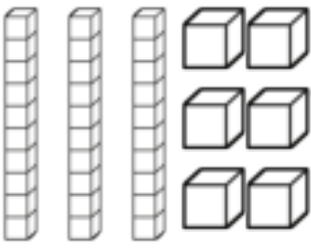

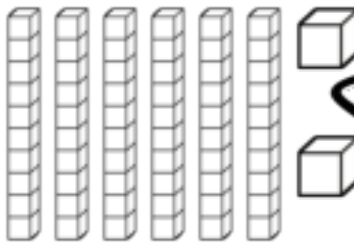

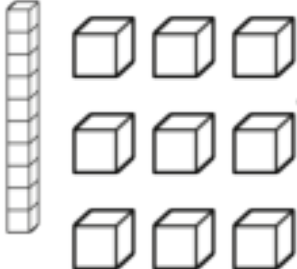

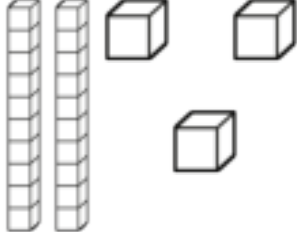

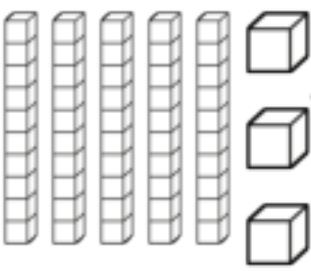

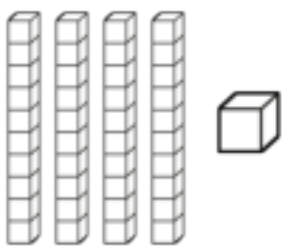

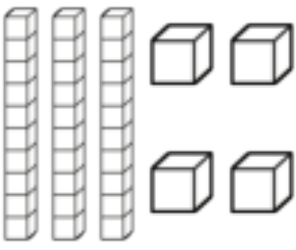

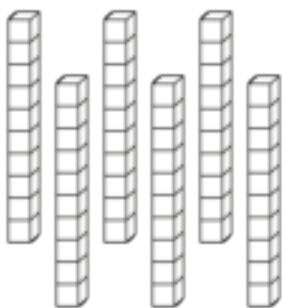

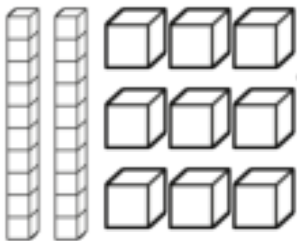

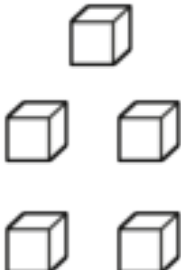

5. Ryan caught a _____ fish while fishing with his grandpa.

Math



Week 7

Count and Write

| | | | |
|--|---|--|---|
|  |  |  |  |
|  |  |  |  |
|  |  |  |  |
|  |  |  |  |
|  |  |  |  |

Writing

Week 8

How do you feel about going back to school? What are you excited about? What are you worried about?



Handwriting practice lines consisting of multiple sets of three horizontal lines: a solid top line, a dashed middle line, and a solid bottom line.

Phonics

Sort the words into the correct column

Week 8

Common Nouns

Proper Nouns

car

Jeep

teacher

couch

Peter

Target

store

Nike

Reading

Read the contraction.
Write the two words that
make that contraction.

Week 8

example:

wouldn't

| | |
|-------|-----|
| would | not |
|-------|-----|



hadn't

| | |
|--|--|
| | |
|--|--|

can't

| | |
|--|--|
| | |
|--|--|

didn't

| | |
|--|--|
| | |
|--|--|

won't

| | |
|--|--|
| | |
|--|--|

shouldn't

| | |
|--|--|
| | |
|--|--|

she'll

| | |
|--|--|
| | |
|--|--|

we'll

| | |
|--|--|
| | |
|--|--|

Math

Read the clock. Write the time.

Week 8



____ : ____



____ : ____



____ : ____



____ : ____



____ : ____



____ : ____



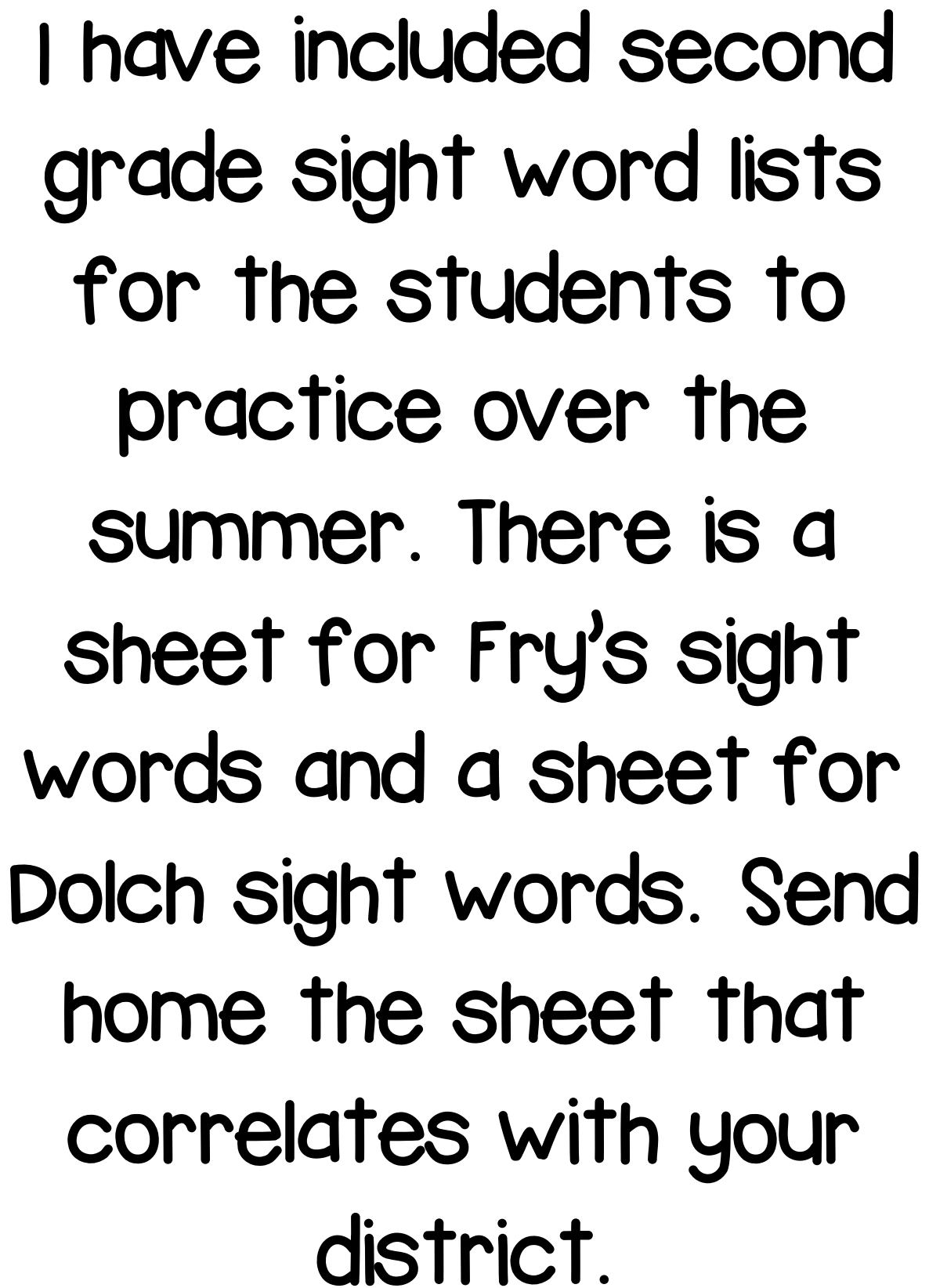
____ : ____



____ : ____



____ : ____

A decorative border consisting of a series of black arrows pointing outwards from the center, arranged in a rectangular frame around the text.

I have included second grade sight word lists for the students to practice over the summer. There is a sheet for Fry's sight words and a sheet for Dolch sight words. Send home the sheet that correlates with your district.

Here is the list of second grade sight words!

Check the "Mastered" box for each word your child knows. Then make flash cards for the words they got wrong. Keep practicing until they know all of their sight words!



| Mastered | | Mastered | | Mastered | |
|----------|----------|----------|---------|----------|-----------|
| | high | | light | | life |
| | sea | | watch | | every |
| | thought | | always | | began |
| | far | | near | | head |
| | those | | grow | | Indians |
| | add | | under | | both |
| | took | | really | | food |
| | story | | between | | saw |
| | together | | four | | let |
| | own | | left | | got |
| | carry | | above | | below |
| | don't | | group | | state |
| | girl | | country | | few |
| | often | | once | | sometimes |
| | last | | along | | important |
| | hear | | cut | | school |

| | | | | | |
|----------|-----------|----------|-----------|----------|---------|
| Mastered | | Mastered | | Mastered | |
| | might | | until | | stop |
| | young | | father | | close |
| | children | | without | | talk |
| | keep | | something | | side |
| | second | | soon | | trees |
| | seemed | | feet | | later |
| | list | | never | | next |
| | car | | miss | | song |
| | started | | hard | | miles |
| | idea | | being | | city |
| | open | | night | | enough |
| | leave | | earth | | example |
| | walked | | eat | | family |
| | eyes | | beginning | | white |
| | face | | it's | | plants |
| | while | | run | | book |
| | mountains | | paper | | river |
| | almost | | | | |

Here is the List of second grade sight words!



Check the "Mastered" box for each word your child knows. Then make flash cards for the words they got wrong. Keep practicing until they know all of their sight words!

| Mastered | | Mastered | | Mastered | |
|----------|--------|----------|--------|----------|---------|
| | always | | around | | because |
| | been | | before | | best |
| | both | | buy | | call |
| | cold | | does | | don't |
| | fast | | first | | five |
| | found | | gave | | goes |
| | green | | its | | made |
| | many | | off | | or |
| | pull | | read | | right |
| | sing | | sit | | sleep |
| | tell | | their | | these |
| | those | | upon | | us |
| | use | | very | | wash |
| | wish | | work | | would |
| | write | | your | | |

Summer Reading Log

Summer Reading Goal:

Keep track of all the books you read this summer. As you finish a book, write the title on the line.



_____ books!

| Number | Title of Book |
|--------|---------------|
| | |
| | |
| | |
| | |
| | |
| | |
| | |
| | |

| Number | Title of Book |
|--------|---------------|
| | |
| | |
| | |
| | |
| | |
| | |
| | |
| | |
| | |

Michelle Vasilescu ~ Mrs V's Chickadees

Thank you so much for downloading my product. I hope you find this resource useful.

Terms of Use

- Every part of this product is copyrighted.
- You can not post this document online or share any part of it. It is meant for your use in your classroom only.
- Feel free to blog or post on social media about the use of this product, but crediting back to my store is required. Please use a link when possible.

You can direct others who would like to use this product to my site to purchase and download it for themselves (or purchase an additional license for ½ off). You can not share this product with others (your entire team, school district or public) without purchasing an additional license or directing them to my site to purchase for themselves.

This product is available only through Teachers Pay Teachers. It is not legally available through any other website. If you come across this product somewhere else, please email me at hello@mrsvschiokadees.com. The first person to notify me will receive a free product of their choice from my store!

Thank You

to the talented artists whose work made this project come to life!



How to get TPT credit to use on future purchases:

Please go to your **My Purchases** page (you may need to login). Beside each purchase you'll see a **Provide Feedback** button. Simply click it and you will be taken to a page where you can give a quick rating and leave a short comment for the product. Each time you give feedback, TPT gives you feedback credits that you use to lower the cost of your future purchases.

I value your feedback greatly as it helps me determine which products are most valuable for your classroom so I can create more for you. ☺

Let's Stay Connected!

